

Silver R6 Ignition Wiring

Six wire CDI connector

(Note: Wire colors for single CDI connector are same)

| | |
|-------------|--------------------------------|
| Red/black | - Key power (battery positive) |
| Brown/black | - Key power (battery positive) |
| Gray | - Coil 2 & 3 |
| Black | - Ground |
| White | - Not used |
| Orange | - Coil 1 & 4 |

Eight wire CDI connector

| | |
|--------------|----------------------------------|
| White/red | - Ignition pickup |
| Blue | - TPS Sensor |
| Yellow/black | - Not used |
| Skyblue | - Not used |
| Yellow | - TPS Sensor |
| Blue/red | - Not used |
| Blue/black | - Ground |
| Black/blue | - Ignition pickup and TPS Sensor |

Coils

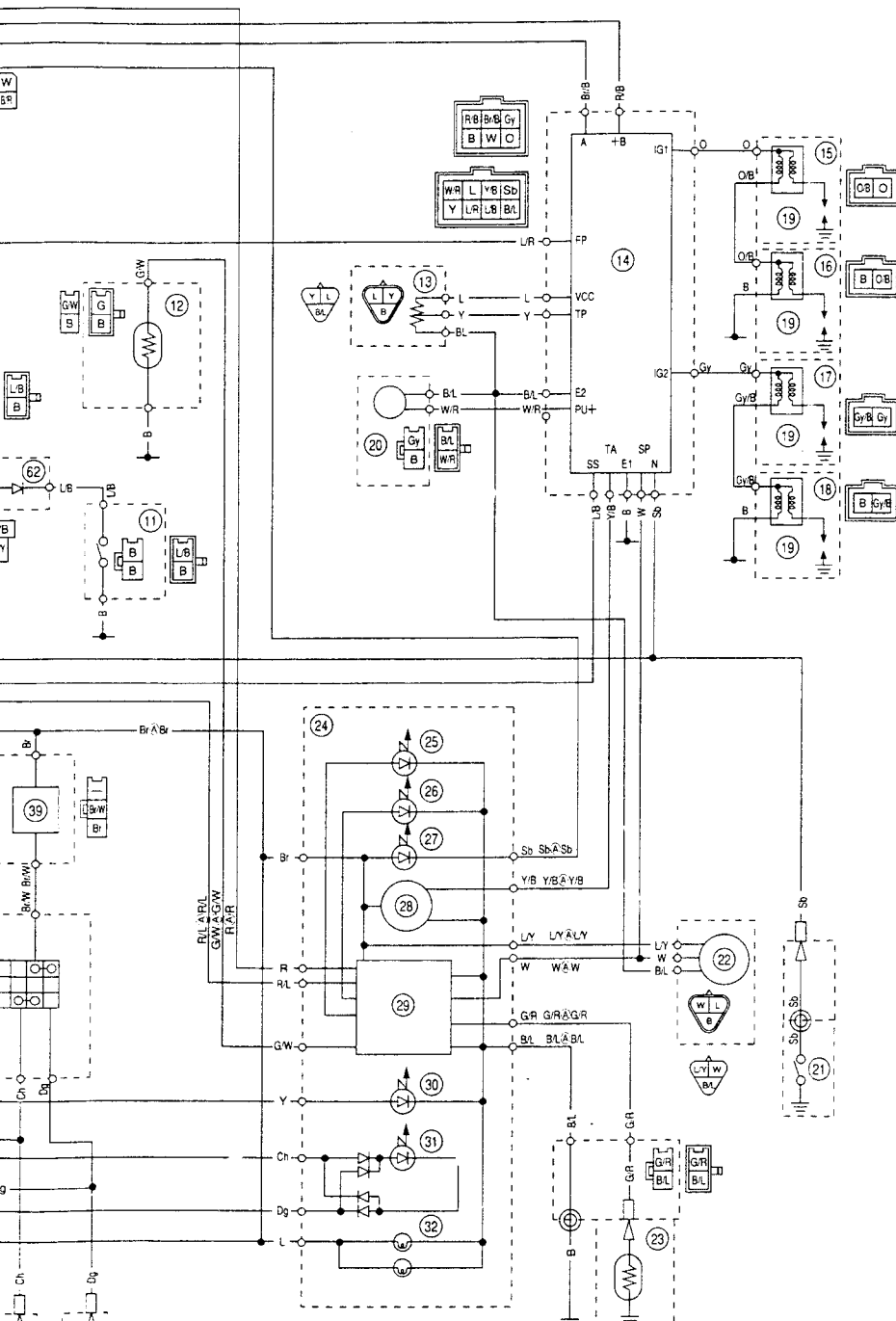
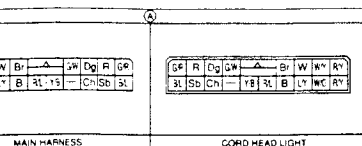
Ground the black wires

Starter solenoid

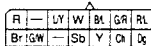
| | |
|------------|---------------------------------|
| Blue/white | - Battery Positive |
| Red/white | - Starter button then to Ground |

Voltage regulator

| | |
|-------|----------------------------|
| Red | - Positive side of battery |
| Black | - A good ground! |



- ① Main switch
- ② Fuse (backup)
- ③ Rectifier/regulator
- ④ AC magneto
- ⑤ Battery
- ⑥ Fuse (main)
- ⑦ Starter relay
- ⑧ Starter motor
- ⑨ Starting circuit cutoff relay
- ⑩ Fuel pump
- ⑪ Sidestand switch
- ⑫ Fuel sender
- ⑬ Throttle position sensor
- ⑭ CDI unit
- ⑮ Ignition coil #1
- ⑯ Ignition coil #4
- ⑰ Ignition coil #2
- ⑱ Ignition coil #3
- ⑲ Spark plug
- ⑳ Pickup coil
- ㉑ Neutral switch
- ㉒ Speed sensor
- ㉓ Thermo unit
- ㉔ Meter assembly
- ㉕ Fuel level indicator light
- ㉖ Oil level/coolant temperature warning light
- ㉗ Neutral indicator light
- ㉘ Tachometer
- ㉙ Combination meter
- ㉚ High beam indicator light
- ㉛ Turn signal indicator light
- ㉜ Illumination light
- ㉝ Handlebar switch (left)
- ㉞ Dimmer switch
- ㉟ Horn switch
- ㊱ Horn
- ㊲ Clutch switch
- ㊳ Turn signal switch
- ㊴ Flasher relay
- ㊵ Front turn signal/position light (L)
- ㊶ Front turn signal/position light (R)
- ㊷ Rear turn signal light (L)
- ㊸ Rear turn signal light (R)
- ㊹ Headlight
- ㊺ Headlight relay (Hi)
- ㊻ Headlight relay (Lo)
- ㊼ Tail/brake light
- ㊽ Radiator fan motor
- ㊾ Thermo switch
- ㊿ Fuse (radiator fan motor)
- 1 Fuse (headlight)
- 2 Fuse (signaling system)
- 3 Fuse (ignition)
- 4 Oil level relay
- 5 Oil level switch
- 6 Rear brake light switch
- 7 Handlebar switch (right)
- 8 Front brake light switch
- 9 Engine stop switch
- 0 Start switch
- 1 Diode 1
- 2 Diode 2



COLOR CODE

| | | | |
|-------------------------|--------------------------|--------------------------|--------------------------|
| B Black | Y Yellow | L/B Blue/Black | Y/B Yellow/Black |
| Br Brown | B/L Black/Blue | L/R Blue/Red | |
| Ch Chocolate | B/R Black/Red | L/W Blue/White | |
| Dg Dark green | B/Y Black/Yellow | L/Y Blue/Yellow | |
| G Green | B/W Black/White | O/B Orange/Black | |
| Gy Gray | Br/B Brown/Black | R/B Red/Black | |
| L Blue | Br/L Brown/Blue | R/L Red/Blue | |
| O Orange | Br/W Brown/White | R/W Red/White | |
| P Pink | G/R Green/Red | R/Y Red/Yellow | |
| R Red | G/W Green/White | W/G White/Green | |
| Sb Sky blue | G/Y Green/Yellow | W/R White/Red | |
| W White | Gy/B Gray/Black | W/Y White/Yellow | |